





District Health Assessment for Multiple District 354 through January 2025

		Clubs							Membership							Member Strength		Cancellation		Reports			Finance	Leadership			
District Name	Status/ Number of Months in Status *	Active Clubs	Clubs in Status Quo	Total Clubs	% Status Quo Clubs in Financial Suspension	New Clubs	Cancelled Clubs	YTD Net Club Gain/Loss	Current Members In Active Clubs	Current Members In Status Quo Clubs	Current Total Members Count	YTD Add	YTD Drop	YTD NetGrowth (includes Active and Status Quo)	YTD NetGrowth% (includes Active and Status Quo)	Member Count 12 Months Ago	Average Member Count Per Club	% of Clubs with less than 20 members	Average Cancelled Club Age	Members Lost Due to Cancelled Clubs	% of Clubs Reporting Service	% No MMR in 3 Months	% No Officer Report in 12 months	% of Clubs with balance 90+ days	Number of Zone Chairs Recorded	Number of Region Chairs Recorded	District Officers Vacancies **
354 A		75	1	76	100%	2	1	1	1997	10	2007	262	166	96	5.02%	2,005	27	36%	3	7	76%	29%	5%	20%	20	11	GLT,GMT,GST
354 B		154	0	154	0%	1	1	0	5562	0	5562	494	541	-47	-0.84%	5,692	36	14%	14	20	0%	39%	5%	5%	28	13	
354 C		82	1	83	100%	2	0	2	1624	40	1664	370	196	174	11.68%	1,687	20	52%	0	0	0%	42%	87%	36%	0	0	1st VDG,2nd VDG,GLT,GMT ,GST
354 D		209	0	209	0%	4	0	4	6699	0	6699	725	435	290	4.52%	6,337	32	23%	0	0	0%	52%	10%	4%	0	0	GLT,GMT,GST
354 E		101	0	101	0%	0	3	-3	3283	0	3283	297	356	-59	-1.77%	3,358	33	18%	31	57	0%	38%	4%	6%	0	0	GLT,GMT,GST
354 F		74	1	75	100%	3	0	3	1898	13	1911	395	290	105	5.81%	2,004	26	32%	0	0	0%	35%	63%	13%	0	0	GLT,GMT,GST
354 G		54	0	54	0%	1	0	1	2629	0	2629	237	112	125	4.99%	2,540	49	2%	0	0	0%	35%	61%	0%	15	5	GLT,GMT,GST
354 H		55	1	56	100%	3	1	2	1677	16	1693	250	194	56	3.42%	1,661	30	11%	4	18	93%	20%	0%	7%	22	0	GLT,GMT,GST
		804	4	808	100%	16	6	10	25369	79	25448	3030	2290	740	2.99%	25,284	32	23%	19	102	14%	40%	23%	10%	85	29	




District Health Assessment for Multiple District 355 through January 2025

		Clubs							Membership							Member Strength		Cancellation		Reports			Finance	Leadership			
District Name	Status/ Number of Months in Status *	Active Clubs	Clubs in Status Quo	Total Clubs	% Status Quo Clubs in Financial Suspension	New Clubs	Cancelled Clubs	YTD Net Club Gain/ Loss	Current Members In Active Clubs	Current Members In Status Quo Clubs	Current Total Members Count	YTD Add	YTD Drop	YTD NetGrowth (includes Active and Status Quo)	YTD NetGrowth% (includes Active and Status Quo)	Member Count 12 Months Ago	Average Member Count Per Club	% of Clubs with less than 20 members	Average Cancelled Club Age	Members Lost Due to Cancelled Clubs	% of Clubs Reporting Service	% No MMR in 3 Months	% No Officer Report in 12 months	% of Clubs with balance 90+ days	Number of Zone Chairs Recorded	Number of Region Chairs Recorded	District Officers Vacancies **
355 A		164	0	164	0%	4	1	3	6394	0	6394	641	755	-114	-1.75%	6,880	39	16%	41	0	0%	23%	4%	0%	92	15	GLT,GMT,GST
355 B1		86	0	86	0%	1	0	1	3491	0	3491	406	222	184	5.56%	3,471	41	10%	0	0	64%	33%	1%	3%	43	2	2nd VDG,GLT,GMT ,GST
355 B2		57	0	57	0%	0	0	0	1913	0	1913	134	74	60	3.24%	2,010	34	12%	0	0	0%	49%	0%	32%	0	0	1st VDG,2nd VDG,GLT,GMT ,GST
355 B3		69	0	69	0%	0	1	-1	2988	0	2988	251	121	130	4.55%	3,007	43	10%	45	0	75%	33%	3%	0%	14	7	
355 C		103	0	103	0%	0	1	-1	4697	0	4697	439	376	63	1.36%	4,802	46	5%	7	13	95%	29%	0%	0%	19	9	GLT,GMT,GST
355 D		85	0	85	0%	1	3	-2	2637	0	2637	447	239	208	8.56%	2,773	31	27%	19	0	0%	24%	1%	0%	0	0	GLT,GMT,GST
355 E		56	0	56	0%	2	1	1	2027	0	2027	237	133	104	5.41%	1,920	36	14%	0	25	0%	45%	98%	23%	0	0	GLT,GMT,GST
		620	0	620	0%	8	7	1	24147	0	24147	2555	1920	635	2.70%	24,863	39	14%	21	38	33%	31%	10%	5%	168	33	



District Health Assessment for Multiple District 356 through January 2025

		Clubs							Membership							Member Strength		Cancellation		Reports			Finance	Leadership			
District Name	Status/ Number of Months in Status *	Active Clubs	Clubs in Status Quo	Total Clubs	% Status Quo in Financial Suspension	New Clubs	Cancelled Clubs	YTD Net Club Gain/Loss	Current Members In Active Clubs	Current Members In Status Quo Clubs	Current Total Members Count	YTD Add	YTD Drop	YTD NetGrowth (includes Active and Status Quo)	YTD NetGrowth% (includes Active and Status Quo)	Member Count 12 Months Ago	Average Member Count Per Club	% of Clubs with less than 20 members	Average Cancelled Club Age	Members Lost Due to Cancelled Clubs	% of Clubs Reporting Service	% No MMR in 3 Months	% No Officer Report in 12 months	% of Clubs with balance 90+ days	Number of Zone Chairs Recorded	Number of Region Chairs Recorded	District Officers Vacancies **
356 A		115	0	115	0%	0	0	0	4373	0	4373	559	387	172	4.09%	4,601	38	7%	0	0	0%	22%	5%	32%	31	12	GLT,GMT
356 B		73	0	73	0%	0	3	-3	1589	0	1589	167	190	-23	-1.43%	1,792	22	49%	14	42	1%	55%	4%	10%	25	11	2nd VDG
356 C		106	0	106	0%	2	1	1	4221	0	4221	530	247	283	7.19%	4,265	40	14%	47	9	0%	46%	6%	2%	0	0	GMT
356 D		103	0	103	0%	1	4	-3	3404	0	3404	246	372	-126	-3.57%	3,571	33	17%	38	41	30%	38%	0%	7%	25	9	
356 E		103	0	103	0%	1	2	-1	4684	0	4684	390	375	15	0.32%	4,833	45	7%	7	30	1%	28%	2%	2%	28	10	GLT,GMT,GST
356 F		88	0	88	0%	1	2	-1	2924	0	2924	302	290	12	0.41%	3,069	33	27%	40	38	0%	36%	1%	5%	0	0	GLT,GMT,GST
		588	0	588	0%	5	12	-7	21195	0	21195	2194	1861	333	1.60%	22,131	36	18%	28	160	6%	36%	3%	10%	109	42	

* - District Status: P - Provisional, T - Transitional.

** - District Officers Vacancies: DG - District Governor, 1st VDG - First Vice District Governor, 2nd VDG - Second Vice District Governor.